

Table of Contents

Table of Contents	1
Welcome	2
About Chart	3
Scanning	4
Navigating	5
Operating Folder (File)	6
Filter.....	7
Options to find duplicate files	8
List duplicate files.....	9
Checking duplicate files on chart.....	10
How to purchase	11
License.....	12

Welcome

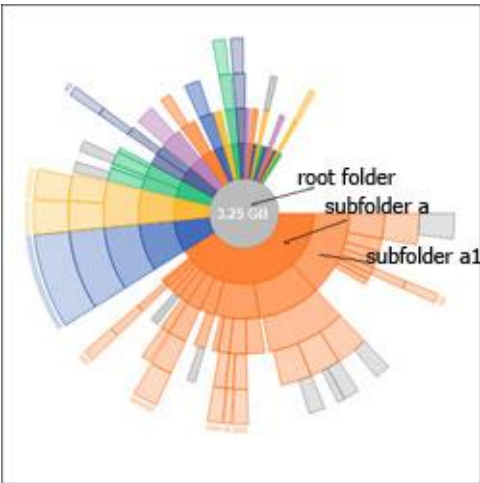
Welcome to [Disk Space Fan Pro](http://www.diskpacefan.com) , a powerful disk space analysis tool for Windows. It helps you to free up disk space by quickly finding and deleting big, useless files. It displays disk space allocation with a nice chart. Filter is supported to find the size information of special file types, such as video, audio, or image. Further more, it finds and helps to delete duplicated files on your hard disk, and even leaves a shortcut to the actual file after duplicates are removed.

To check the latest news of Disk Space Fan Pro, please visit <http://www.diskpacefan.com/whatsnew.htm>.

System Requirements Windows XP Service Pack 2, or above
Windows Vista
Windows 7

About Chart

Disk Space Fan takes Ringschart to represent the disk space.



The Ringschart is composed of a set of nested rings around a central circle. This circle symbolizes the root folder. Each ring represents a level in the directory. Each subfolder or file is represented by a sector of the ring. Its angle being proportional to the size of the folder's contents, and painted with a different color to ease visualization. Files will be painted in light gray color. Folder or file which is smaller than $1/180$ of the size of root folder will be ignored.

The chart will display five levels. In the case that a folder in that last fifth level contains even more subfolders, this situation will be pointed by the presence of a curve close to the edge of that folder's ring sector. When the mouse pointer hovers on one of the folders in the graphic, it will be highlighted and a tooltip will appear with information about its name and size.

Scanning

Scan Drive

Select drive in the left list box, click Scan button in the right panel.

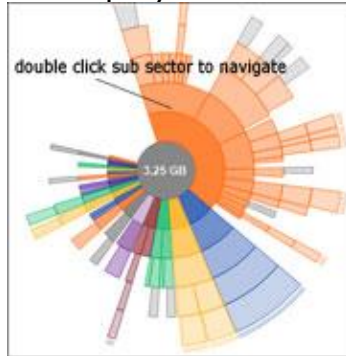
Scan Folder

1. Select the Folder icon in the left list box.
2. Click the browse button in the right panel.
3. Select the folder, and click Scan button.

Navigating

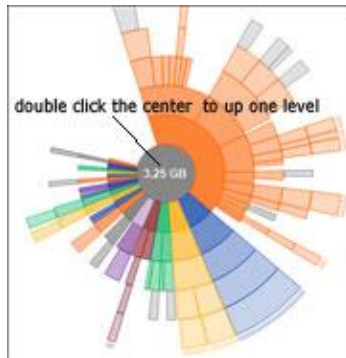
To goto a sub-folder

Click the sub-folder in the chart, or click the related item in the left list. It will display the children information.



To go up one level

Click the center circle of the chart, or double click the first item in the left list.




To select another source to scan

Click the Disks button  in the toolbar.


Operating Folder (File)

You can browse, open and delete folder or file after scanning.


Browse folder or file

After scanning, click the folder or file on chart, and select "Open..."  button right.

Check folder or file property

After scanning, click the folder or file on chart, and select "Property..." .

Delete folder or file

After scanning, click folder or file the chart, select "Delete..." , and click "Yes" to confirm the delete operation.

Filter

Filter is used to restrict files or folders showing on chart.

Apply Filter

click the filter selecting combobox on the top-right toolbar and select one default filter name such as "Image". If you select "Select Filter", it indicates there is no filter.

Add filter

Click the filter selecting combobox on the top-right toolbar and select "Add filter..." option. Input the filter name. Input the fileExtension with the above filter name. Click ok button.

what each field means

Filter Name: This is the name of the filter. File Extension: This is the file type to restrict files to show. Please use comma to separate each extensions if there are more than one filters.

Remove filter

Click the filter selecting combobox on the top-right toolbar and select "Config filter..." option. Select a filter on the left list. Click remove button on the right.

Edit filter

Click the filter selecting combobox on the top-right toolbar and select "Config filter..." option. Select a filter on the left list. Click edit button on the right. In the pop window, change the filter name to new name or fileExtension to new fileExtension. Click ok button.

Options to find duplicate files

Scan with Hash

When the option is selected, Disk Space Fan will calculate the hash code for each file for comparison. It achieves higher accuracy in finding duplicates. It may take longer to scan because of hash code calculation.

Scan without Hash

When the option is selected, Disk Space Fan will use file name, last modified time and size to find duplicate files. It is much faster than scanning with hashing, but the accuracy is not as good

Exclude Options

To exclude file with certain types or exclude system files.

List duplicate files

The count of duplicated files will be displayed on the bottom-left corner of the chart when scan finishes. By clicking the button, a list of duplicated files will be shown.

To remove single duplicated file Select the file on the list, select "Delete".

To remove multiple files

Check the files to be deleted.

Click the "Delete" button on the left.

Note: If the "Leave shortcut" is selected, a shortcut will be created for each file being deleted to point to the file that remains on the disk.

Checking duplicate files on chart

Duplicate files are displayed in gray color on the chart.

To find duplicate files

Click on the top-right filter list box, select "Duplicate Files...".

How to purchase

Disk Space Fan is a shareware. If you find Disk Space Fan is useful, and continue to use it you are required to register it. You are limited to 15 days of use for an unregistered version.

The most convenient way to purchase Disk Space Fan is with a credit card via secure online ordering form. Other payment options are available, too. After purchase is completed you will immediately receive your unique registration code via e-mail.

To see the price, purchasing details to secure online ordering form please visit the following page at our web site:

<http://www.diskspacefan.com/order.htm>

Free Technical Support

Registered users are entitled to receive free technical support via e-mail, and all upgrade and bug fixes are free.

Support: support@diskspacefan.com

License

END-USER LICENSE AGREEMENT FOR Disk Space Fan Pro

IMPORTANT - You should carefully read the following terms and conditions before using this software. Unless you have a different license agreement signed by Disk Space Fan Team, use of this software indicates your acceptance of this license agreement and warranty.

SOFTWARE PRODUCT LICENSE

The SOFTWARE PRODUCT is protected by copyright laws and international copyright treaties, as well as other intellectual property laws and treaties. The SOFTWARE PRODUCT is licensed, not sold. You may not rent, lease, or lend the SOFTWARE PRODUCT. You may permanently transfer all your rights under this End-User License Agreement, provided you retain no copies, you transfer all of the SOFTWARE PRODUCT and this End-User License Agreement, and the recipient agrees to the terms of this End-User License Agreement.

GRANT OF LICENSE

This program version may be installed on a maximum of two computers, so long as it is ONLY running on one system at any time: e.g., one installation at home and one installation at the office and used only by the licensee. The simultaneous use of this SOFTWARE PRODUCT by multiple personnel requires additional licenses. Use of this SOFTWARE PRODUCT over an internal network requires separate license for each user. The licensee shall not use, copy, rent, lease, sell, modify, decompile, disassemble, reverse engineer, or transfer the licensed SOFTWARE PRODUCT except as provided in this agreement. Any such unauthorized use shall result in immediate termination of this license.

UPGRADE POLICY

We provide free minor upgrade and bug fixes. It means when you buy a copy of Disk Space Fan Pro, you will get minor updates and bug fixes for free. Minor updates are updates of which the first version number has not changed. So if you buy 2.x.x, you can upgrade to any other version 2.x.x free of charge.

You can check the version history on the DISK SPACE FAN web site. As you can see in the version history, minor updates are frequently released.

DISCLAIMER OF WARRANTY

THIS SOFTWARE AND THE ACCOMPANYING FILES ARE SOLD "AS IS" AND WITHOUT WARRANTIES AS TO PERFORMANCE OF MERCHANTABILITY OR ANY OTHER WARRANTIES WHETHER EXPRESSED OR IMPLIED. Because of

the various hardware and software environments into which Disk Space Fan may be put, NO WARRANTY OF FITNESS FOR A PARTICULAR PURPOSE IS OFFERED.

Thank you for your understanding and cooperation.